


Dubai Municipality
Health and Safety Department
Environmental Health Section

Technical Guideline for
Cleaning & Disinfection in Built Environment
(Infected Areas Exposed to Non-confirmed Case(s) of Germs)


DM-HSD-GU88-CDBE4


 GOVERNMENT OF DUBAI	Organization Unit: Health & Safety Department		الوحدة التنظيمية:
	Document title:	Technical Guideline for Cleaning & Disinfection in Built Environment (Infected Areas Exposed to Non-confirmed Case(s) of Germs)	عنوان الوثيقة:
	Doc Ref.	DM-HSD-GU88-CDBE4	رقم الوثيقة:



Contents

	Page number
1. Purpose	3
2. Scope	3
3. Guidelines	
3.1 Cleaning agents and disinfectants	3
3.2 Personal Protective Equipment (PPE) to wear while carrying out cleaning and disinfection works	3
3.3 Cleaning guidelines for areas exposed to confirmed case(s) of germs in non-healthcare commercial premises	4
3.4 Precautions to take after completing the clean-up and disinfection of the affected area	5
3.5 List of companies that can carry out disinfection works	6
4. References	6

 GOVERNMENT OF DUBAI	Organization Unit: Health & Safety Department الوحدة التنظيمية:		
	Document title:	Technical Guideline for Cleaning & Disinfection in Built Environment (Infected Areas Exposed to Non-confirmed Case(s) of Germs)	عنوان الوثيقة:
	Doc Ref.	DM-HSD-GU88-CDBE4	رقم الوثيقة:


بلدية دبي
DUBAI MUNICIPALITY

1. Purpose

This document provides guidance by Health and Safety Department at Dubai Municipality, to assist owners or operators of non-healthcare premises and areas, to carry out environmental cleaning, for areas exposed to confirmed case(s) of germs in non-healthcare premises.

This will apply to premises where a confirmed case has resided or has been present for a substantial period.

2. Scope

Owners or operators of non-healthcare premises and areas.

3. Guidelines


3.1 Cleaning agents and disinfectants

- As germs can survive on surfaces of different materials for at least 2 to 3 days, cleaning and disinfection of is compulsory for surfaces potentially contaminated with microbe.
- Using an appropriate disinfectant with indication of effectiveness against germs.
- Disinfectants should be prepared and applied in accordance with the manufacturer's recommendation.
- Ensure giving an appropriate contact time before removing any disinfected materials. Please refer to the ["List of approved professional Use / Business-to-Business "B2B" Biocides"](#) for a list of biocides that can be used that published on Dubai Municipality website – Health & Safety Department.
- Bleach could be used as a disinfectant for cleaning and disinfection (dilute 1 part bleach in 49 parts water, 1000 ppm or according to manufacturer's instructions). Bleach solutions should be freshly prepared. Leaving the bleach solution for a recommended contact time of at least 10 minutes.
- Alcohol could be used to wipe down surfaces where the use of bleach is not suitable.

3.2 Personal Protective Equipment (PPE) to wear while carrying out cleaning and disinfection works

- Wear disposable gloves, disposable long-sleeved gowns, eye goggles or a face shield, and an N95 mask.
- Avoid touching the nose and mouth (goggles may help, as they will prevent hands from touching eyes).
- Remove and discard gloves, if they become spoiled or damaged, and wear a new pair.

Issue date: 09.12.2020	OPEN DATA / بيانات مفتوحة	V 1.1
Superseded issue date: 2 nd March 2020		Page 3 of 6

 GOVERNMENT OF DUBAI	Organization Unit: Health & Safety Department		الوحدة التنظيمية:
	Document title:	Technical Guideline for Cleaning & Disinfection in Built Environment (Infected Areas Exposed to Non-confirmed Case(s) of Germs)	عنوان الوثيقة:
	Doc Ref.	DM-HSD-GU88-CDBE4	رقم الوثيقة:




- All other disposable PPE should be removed and discarded after cleaning activities are completed. Eye goggles, if used, should be disinfected after each use, according to the manufacturer's instructions.
- Hands should be washed with soap and water immediately after each piece of PPE is removed, following completion of cleaning.

Note: Masks are effective if worn according to instructions and properly fitted. Masks should be discarded and changed if they become physically damaged.

3.3 Cleaning guidelines for areas exposed to confirmed case(s) of germs in non-healthcare commercial premises

- Where possible, seal off areas where the confirmed case has visited, before carrying out cleaning and disinfection of the contaminated environmental surfaces. This is to prevent unsuspecting persons from being exposed to those surfaces.
- When cleaning areas where a confirmed case has been, cleaning crews should be attired in suitable PPE (see section 2.2 above). Gloves should be removed and discarded if they become soiled or damaged, and a new pair worn. All other disposable PPE should be removed and discarded, after cleaning activities are completed. Goggles, if used, should be disinfected after each use, according to manufacturer's instructions. Hands should be washed with soap and water immediately after the PPE is removed.
- Keep windows open for ventilation, where workers are using disinfectants.
- Mop floor with disinfectant or the prepared bleach solution.
- Wipe all frequently touched areas (e.g. lift buttons, hand rails, doorknobs, arm rests, seat backs, tables, air/ light controls, keyboards, switches, etc.) and toilet surfaces with chemical disinfectants (use according to manufacturer's instructions) and allow to air dry. Bleach solution (dilute 1 part bleach in 49 parts water, 1000 ppm or according to manufacturer's instructions) could be used. Alcohol (e.g. isopropyl 70% or ethyl alcohol 70%) could be used for surfaces, where the use of bleach is not suitable.
- Clean toilets, including the toilet bowl and accessible surfaces in the toilet with disinfectant or bleach solution.
- Wipe down all accessible surfaces of walls as well as blinds with disinfectant or bleach solution.
- Remove curtains/ fabrics/ quilts for washing, preferably using the hot water cycle. For hot-water laundry cycles, wash with detergent or disinfectant in water at 70°C for at least 25 minutes. If

Issue date: 09.12.2020	OPEN DATA / بيانات مفتوحة	V 1.1
Superseded issue date: 2 nd March 2020		Page 4 of 6

 GOVERNMENT OF DUBAI	Organization Unit: Health & Safety Department		الوحدة التنظيمية:
	Document title:	Technical Guideline for Cleaning & Disinfection in Built Environment (Infected Areas Exposed to Non-confirmed Case(s) of Germs)	عنوان الوثيقة:
	Doc Ref.	DM-HSD-GU88-CDBE4	رقم الوثيقة:




low-temperature (i.e. less than 70°C) laundry cycles are used, choose a chemical that is suitable for low-temperature washing when used at the proper concentration.

- Arrange for a cleaning contractor for proper disinfection of mattresses, pillows, cushions or carpets that have been used by the person who has been confirmed to have the germ.
- Repeat mopping the floor with the prepared disinfectant or bleach solution.
- Discard cleaning equipment made of cloths and absorbent materials, e.g. mop head and wiping cloths, into biohazard bags after cleaning and disinfecting each area. Wear a new pair of gloves and fasten the double-bagged biohazard bag with a cable tie.
- Disinfect non-porous cleaning equipment used in one room, before using for other rooms. If possible, keep the disinfecting equipment separated from other routine equipment.
- Disinfect buckets by soaking in disinfectant or bleach solution, or rinse in hot water before filling.
- Discard equipment made of cloths/ absorbent materials (e.g. mop head and wiping cloths) after cleaning each area, to prevent cross contamination.
- Disinfectant or bleach solution should be applied to surfaces using a damp cloth. They should not be applied to surfaces using a spray pack, as coverage is uncertain and spraying may promote the production of aerosols. The creation of aerosols caused by splashing liquid during cleaning should be avoided. A steady sweeping motion should be used when cleaning either floors or horizontal surfaces, to prevent the creation of aerosols or splashing. Cleaning methods that might aerosolize infectious material, such as the use of compressed air, must not be used.
- Leave the disinfected area, and avoid using the area the next day.
- Biohazard bags should be properly disposed of, upon completion of the disinfection work.

3.4 Precautions to take after completing the clean-up and disinfection of the affected area

- Cleaning crews should wash their hands with soap and water immediately after removing the PPE, and when cleaning and disinfection work is completed.
- Discard all used PPE in a double-bagged biohazard bag, which should then be securely sealed and labeled.
- The crew should be aware of the symptoms, and should report to their occupational health service if they develop symptoms.

Issue date: 09.12.2020	OPEN DATA / بيانات مفتوحة	V 1.1
Superseded issue date: 2 nd March 2020		Page 5 of 6

 GOVERNMENT OF DUBAI	Organization Unit: Health & Safety Department الوحدة التنظيمية:			 بلدية دبي DUBAI MUNICIPALITY
	Document title:	Technical Guideline for Cleaning & Disinfection in Built Environment (Infected Areas Exposed to Non-confirmed Case(s) of Germs)	عنوان الوثيقة:	
	Doc Ref.	DM-HSD-GU88-CDBE4	رقم الوثيقة:	

3.5 List of companies that can carry out disinfection works

- If you are not able to adhere to the suggested disinfection methods above, you may wish to consider engaging the list of cleaning and disinfection services companies on Dubai Municipality website ([Click Here](#)).
The list is for reference only and is non-exhaustive. Dubai Municipality endorses neither the companies, nor the views they express or the products/services they offer.
- If required, please refer to list of companies for biological waste collection and disposal that approved by related government sector in Emirate of Dubai.

4. References:

- Ministry of Health & Prevention, U.A.E.
- World Health Organization (WHO).

For any further information, please contact:

Health and Safety Department

Dubai Municipality

Tel: 800900

ehcinspection@dm.gov.ae

Issue date: 09.12.2020	OPEN DATA / بيانات مفتوحة	V 1.1
Superseded issue date: 2 nd March 2020		Page 6 of 6